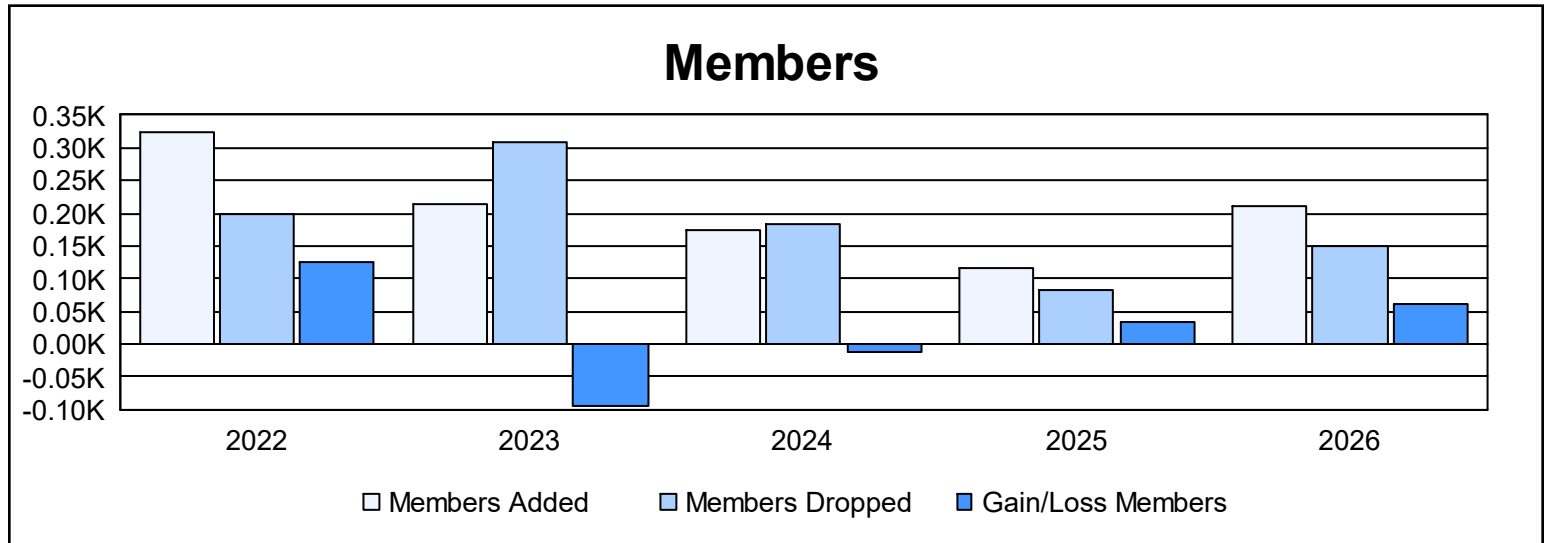
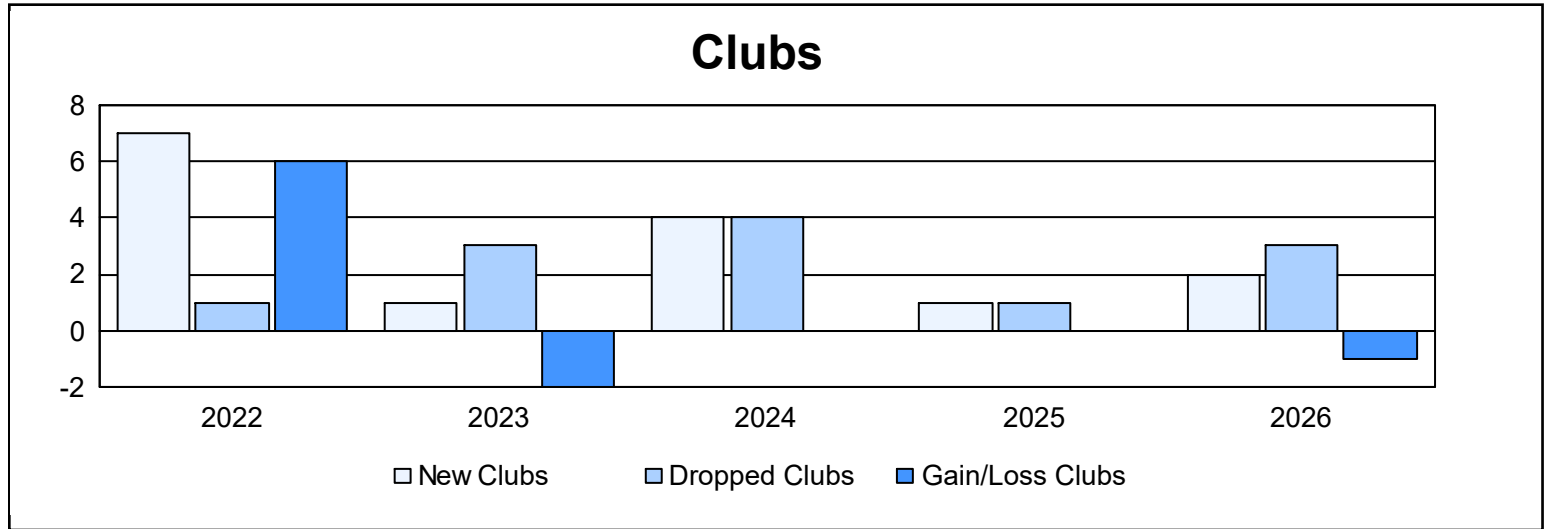
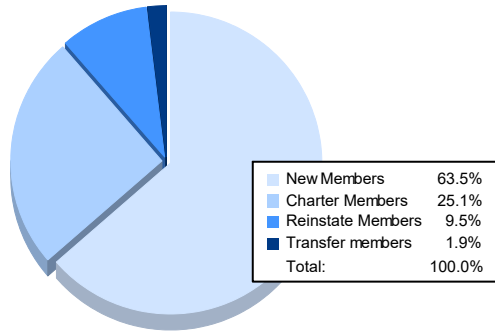


Year	New Clubs	Dropped Clubs	Gain/ Loss Clubs	New Members	Charter Members	Reinstate Members	Transfer Members	Total Member Added	Total Members Dropped	Gain/ Loss Members
2021-2022	7	1	6	128	186	11	0	325	200	125
2022-2023	1	3	-2	73	108	28	5	214	309	-95
2023-2024	4	4	0	46	108	18	1	173	184	-11
2024-2025	1	1	0	67	21	23	4	115	82	33
2025-2026	2	3	-1	134	53	20	4	211	150	61
<b>Average</b>	<b>3</b>	<b>2</b>	<b>1</b>	<b>90</b>	<b>95</b>	<b>20</b>	<b>3</b>	<b>208</b>	<b>185</b>	<b>23</b>



### Membership Composition April 2026 Cumulative



### Gender Composition April 2026 Cumulative

